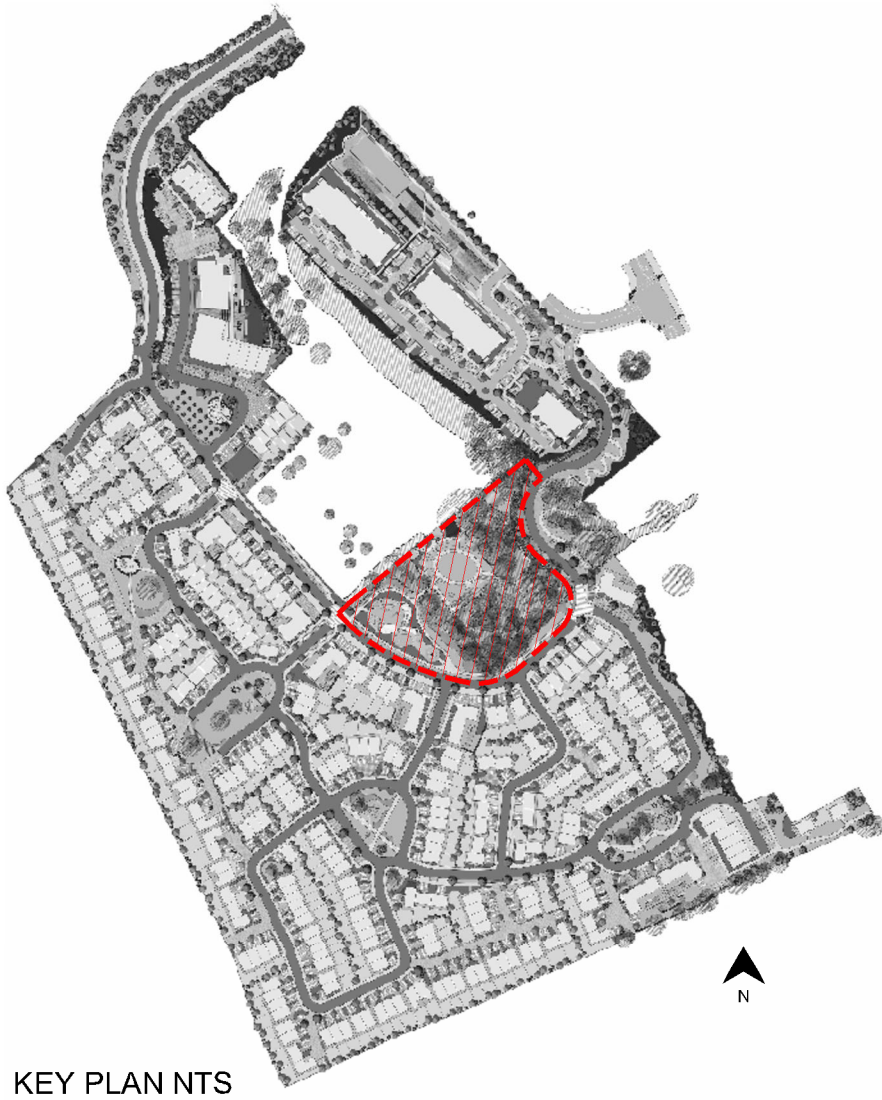
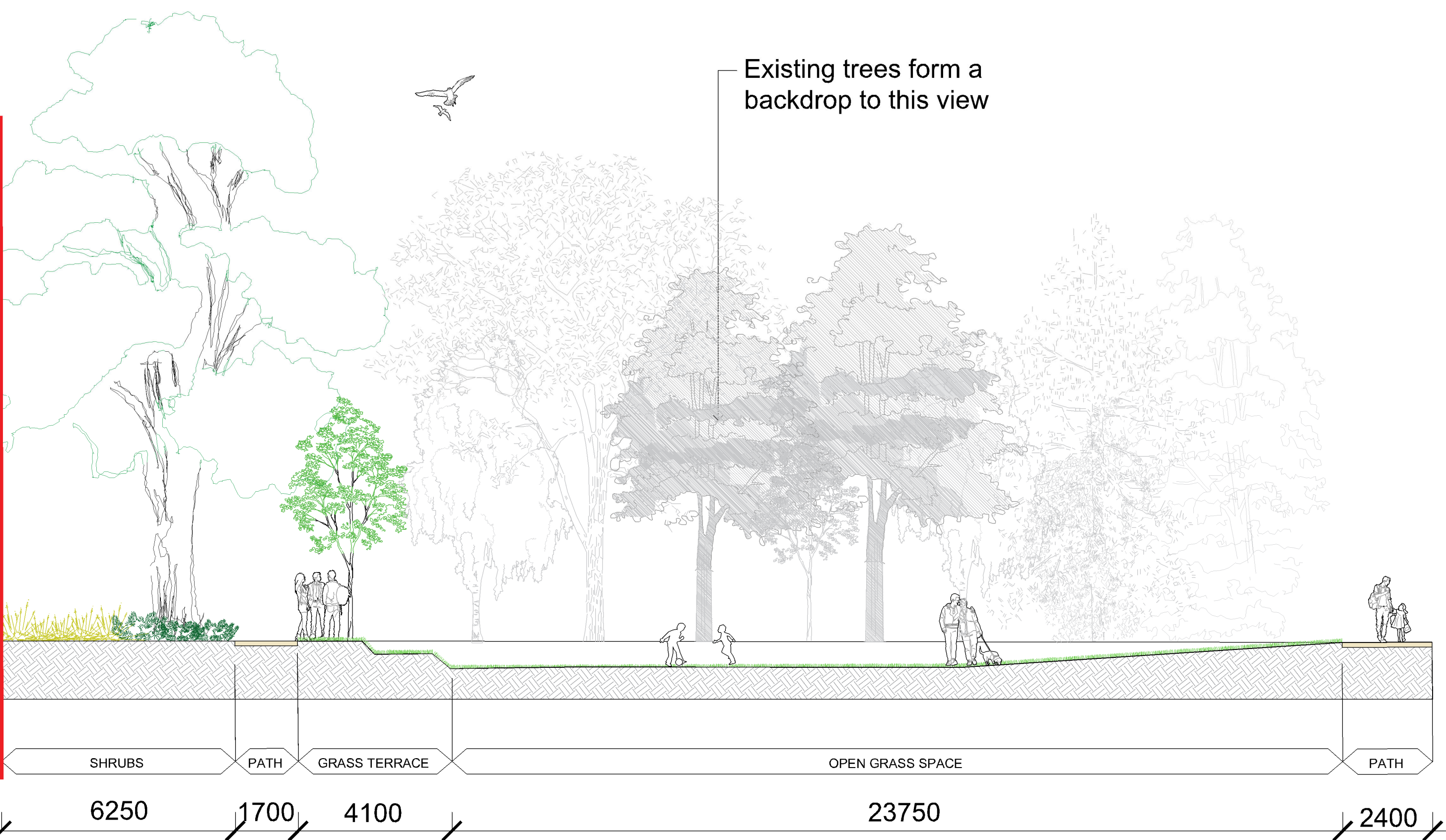
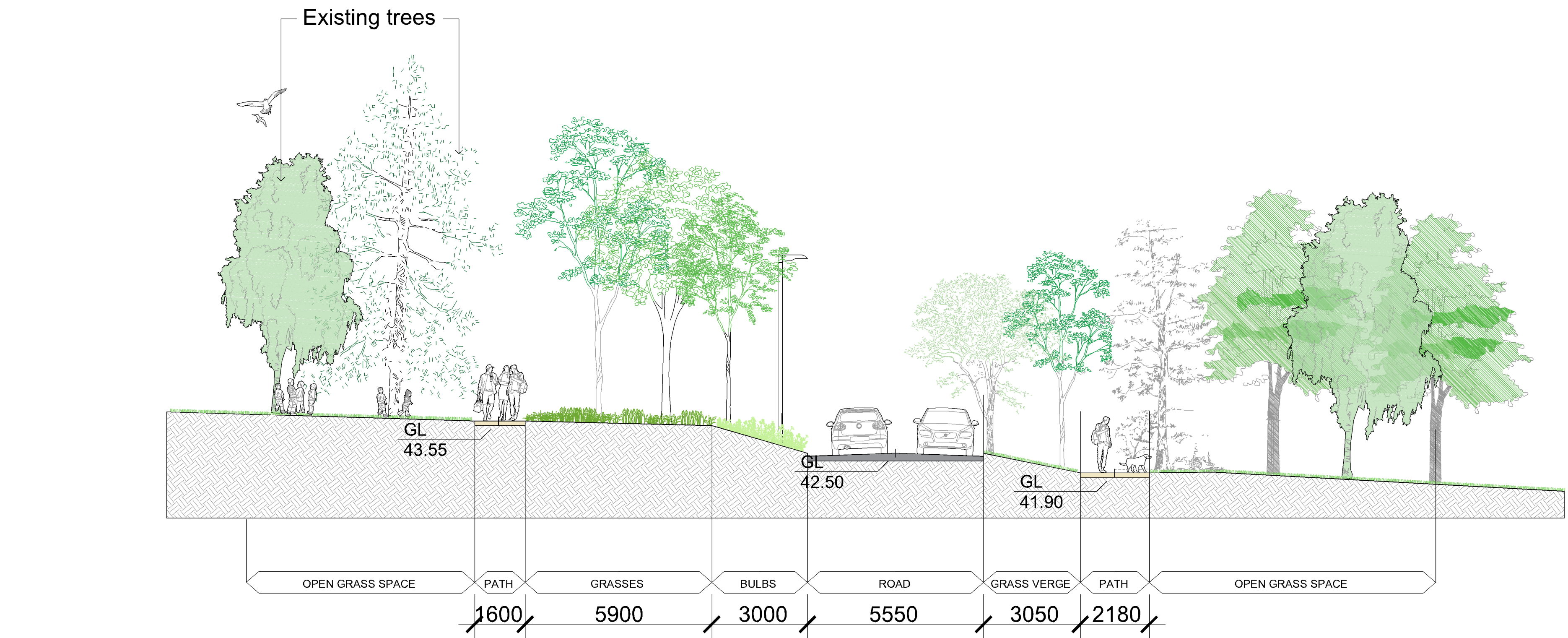




LEGEND: NOTE: for details of materials & planting see drawing 18221-2-103 GENERAL		Bulb Planting / Long grass		1.2m high vertical bar railing	
Existing Trees/Group of Trees		Lanform		PROPOSED PLAY AREAS	
Proposed Building		Swale		Rubber / Woodchip Play surface	
PROPOSED PLANTING AND HABITATS		PROPOSED HARD ELEMENTS		Sand area in Playground	
Parkland Trees		Tarmac Road		Boardwalk Play Features	
Street Trees		Concrete Footpath		Balance Beams	
Small to Medium Garden Trees		Raised Table		Informal Play; Boulders, Mounds, Logs	
Orchard Trees		Tactile Paving		Play Equipment	
Birch Thickets		Rolled Dust/Gravel Path		Fitness Trail Equipment	
Amenity / Private Grass		PCC Pavers for Vehicular/Pedestrian		PROPOSED FURNITURE & STRUCTURES	
Low / Medium height shrub Planting		Shared surface-Coloured tarmac		Coursed gabion retaining walls	
Hedge		Cycle way		1. Bike Stands 2. Bin Shed 3. Bins	
Mixed Native Woodland Planting		Parking Bay and Threshold Paving		Indicative location of substation unit	
Ornamental Grasses + Planting		PCC sets		Street Lighting	
		Attenuation area		Pumping station	
				1. Timber Bench 2. Concrete Wall/Seat	



NOTE:
- DRAWING ISSUED FOR PLANNING PURPOSE ONLY.
LANDSCAPE IS SUBJECT TO APPROVAL OF THE PLANNING AUTHORITY

REV	DATE	AMENDMENT
A	14/11/2019	PLANNING ISSUE

CUNNANE STRATTON REYNOLDS
LAND PLANNING & DESIGN

DUBLIN OFFICE
3 MOLESWORTH PLACE DUBLIN 2
TEL 01 861 0418 FAX 01 861 0431
EMAIL: info@csrlandplan.ie

PROJECT:
BELMOUNT RESIDENTIAL
DEVELOPMENT
ACADEMY STREET, NAVAN, CO MEATH

DRAWING:
LANDSCAPE MASTERPLAN DETAIL:
BELMOUNT WOODLAND GARDENS

DATE:	October 2019
SCALE:	1/200@A0
DRAWN: CHECKED:	DC EO
DRAWING NO:	18221-2-402